

## A good home for colours

Where do you need to put your ideas into effect? Whether on boats, cars or buildings, sooner or later you will end up choosing the leading manufacturer for coatings: AkzoNobel. This globally active company is not only one of the major suppliers of special purpose chemicals, but also the world's leading producer of paints and enamels. 56,000 employees in over eighty countries are actively engaged in ensuring this is the case on a daily basis.

Responsible for professional wood coatings in the AkzoNobel group, Sikkens Joinery brings with it a 200-year company history of know-how and tradition in development. Our worldwide presence is particularly valued by our globally active clients. The Sikkens brand is perfectly suited for industrial coatings of wooden windows and doors in the outdoor area. Sikkens doesn't only supply products of superior quality for various uses and nearly every type of wood, but also provides added values, effective and sustainable marketing concepts as well as a highly competent customer service.



### AKZONOBEL® AND SIKKENS® PRODUCT PERFORMANCE WARRANTY ON JOINERY & CLADDING PRODUCED FROM MEDITE® TRICOYA®

Product Performance warranty available for Medite Tricoya:

- Joinery elements, panels, cladding

Covers:

- Embrittlement, Flaking, Cracking

Resulting from:

Faults resulting from manufacturing the used coatings.

The warranty is based on extensive testing in combination with the following external aspects:

- Indicated stability of the Medite Tricoya substrate
- AkzoNobel / Sikkens state of the art paint system
- Joinery & Cladding produced and installed according to best practices
  - Design
  - Transport
  - Storage on site
  - Installation
- Norms used in industry: EN 927, EN 942

### INSTRUCTIONS / CONSTRUCTION

Joinery must be constructed in a professional manner.

The construction must be designed so that water is led away. All horizontal surfaces must have a minimum run-off slope of 7 degrees. All edges on external components must be rounded off, as sharp edges produce excessively thin paint films. All exposed edges on the material shall be rounded to a 3 mm rounding.

There must be a spacer under unprotected side pieces in order to prevent capillary absorption of moisture. The space must be at least 10 mm.

The joinery components must be designed and assembled so as to prevent moisture absorption via the end grain, rear or other parts of the components, for example with a suitable coating system. Any replacement of jointing compound, adhesive or other substance that could affect moisture absorption must be approved following a joint assessment and testing.

### SURFACE TREATMENT

The coating system shall be applied in strict accordance with AkzoNobel Sikkens's instructions valid at the time.

Joinery components must be treated according to a specially drawn up operating schedule as regards application, film thickness, drying conditions, etc.

A logbook must be kept in which important parameters are continually noted.

Important parameters for the operating schedule and logbook must be specified for each factory.

The application of putty to external surfaces should be avoided. If it becomes necessary to apply putty, this may only be done to a small extent in the form of filling minor damage and cracks. The surplus must be scraped and/or ground off.

### MAINTENANCE

Joinery must be inspected as soon as possible after assembly. Any damage to paint films or joints must be repaired immediately so as to prevent moisture penetration.

After this, all joinery must be inspected annually. Minor damage must be repaired immediately.

When complete repainting is deemed to be necessary, this must be carried out in accordance with AkzoNobel Sikkens's maintenance instructions.

### COATING SPECIFICATION (Airless, air assisted airless)

	Primer	Top coat
Product	205/XP 650	AkzoNobel/Sikkens Rubbol WF
Application condition	>15C	>15C
Wet Film Thickness	150/150 micron	170 micron
Dry Film Thickness	60/60 micron	60 micron

When using the XP650 2 component primer, It is best to apply the topcoat wet-on-wet, while the primer is still soft. This will give better adhesion. If primer has dried hard, it must be sanded properly to give a key for the topcoat,

The water borne system significantly reduces the harmful emissions and disposal issues associated with conventional solvent borne coating systems.







More info on application details can be found in the product data sheets.



## PAINT SYSTEM

Product	Application method	Wet film µm
<i>Primer</i> AkzoNobel XP 650 Aqua PU Primer 256 AkzoNobel 205 single pack primer	Spray application	125-150
<i>Alternative Top Coats</i> AkzoNobel TOP 2011 AkzoNobel US A55 AkzoNobel Winflex T25 / T35 Sikkens Rubbol WF 375 / 380	Spray application	One or two coats 150-175

## MAINTENANCE CYCLES DEPENDING ON WEATHERING AND INSTALLATION

Roof Projection (Overhang)	Installation	Climate Conditions		
		Normal Altitude 1st-2nd Floor	Detached or above 2nd Floor	Mountain or Coastal
		1 – 2 Floor 	2nd Floor > 	>500 m 
Large >1.5 m 	Set Back Installation >15 cm	0	0	1
	Level Front Installation <5 cm	1	1	2
Medium 0.5-1.5 m 	Set Back Installation >15 cm	1	2	3
	Level Front Installation <5 cm	2	3	4
Small <0.5 m 	Set Back Installation >15 cm	2	3	4
	Level Front Installation <5 cm	3	3	4

## WARRANTY PERIOD

Warranty in years depending on weathering/installation				
0	1	2	3	4
(no)	(light)	(medium)	(strong)	(extreme)
10	10	8	6	6

Please contact Sikkens Joinery for more information.

www.meditetricoya.com

### Akzo Nobel Industrial Coatings Ltd

Akzo Nobel Wood Finishes and Adhesives  
Unit 04A, Mercer Way  
Shadsworth Business Park  
Blackburn, Lancashire  
BB1 2QZ · United Kingdom  
Phone: +44 (0) 1254 687950  
Fax: +44 (0) 1254 687960  
sales.shadsworth@akzonobel.com  
www.sikkens-joinery.uk

